



# POINT-IN-TIME RESULTS 2011

## Report Contents:

<i>Homeless Population Estimates and History</i>	<b>2</b>
<i>Reasons Became and Remain Homeless</i>	<b>3</b>
<i>Chronic vs. Episodic</i>	<b>4</b>
<i>Education and Employment</i>	<b>4</b>
<i>Treatments and Institutional Stays</i>	<b>5</b>
<i>Community Needs</i>	<b>5</b>
<i>Special Thanks</i>	<b>6</b>
<i>How You Can Help</i>	<b>7</b>

## SMITH COUNTY

The Texas Homeless Network annually coordinates a Point-in-Time homeless survey with all Coalitions who are provided funding through the U.S. Department of Housing and Urban Development Continuum of Care grants during the last week in January. The “known location” methodology is used by volunteers to survey persons found at sites identified by the community to be where



those suffering from homelessness are known to congregate. The resulting survey sample is represented by people in homeless situations and persons who are at risk of becoming homeless. The number of survey responses does not represent the total population suffering from homelessness, so estimates are provided in this report. This information is used by local communities in the development of short and long-term strategies to alleviate homelessness.

### BASIC DEMOGRAPHICS QUICK REFERENCE OF 159 PEOPLE SURVEYED

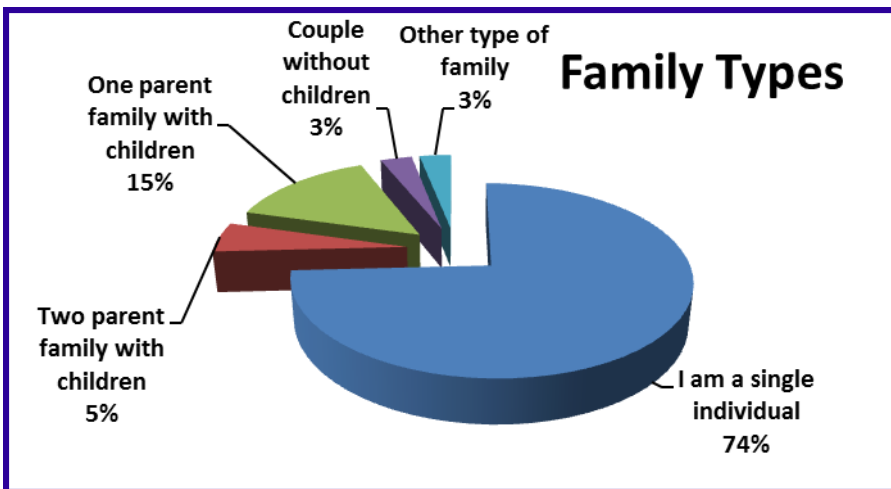
The gender breakdown is **66.9%** male and **33.1%** female.

**57.5%** of those surveyed reported their race as White and **38.7%** African American

**20.7%** stated their ethnicity was Hispanic/Latino.

**8.3%** of people surveyed are heads of households with children.

This survey represents up to **243** people – 192 Adults and 51 Children.



The median age of respondents from Smith County was **45.3**.

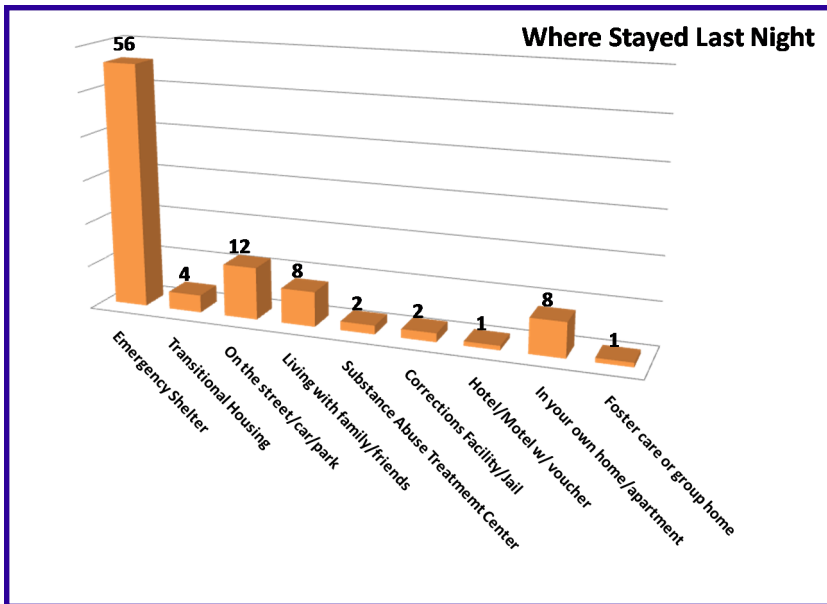
The average age of all respondents is **32.7**.

**41** children were accounted for in the survey with a median age of **8**.

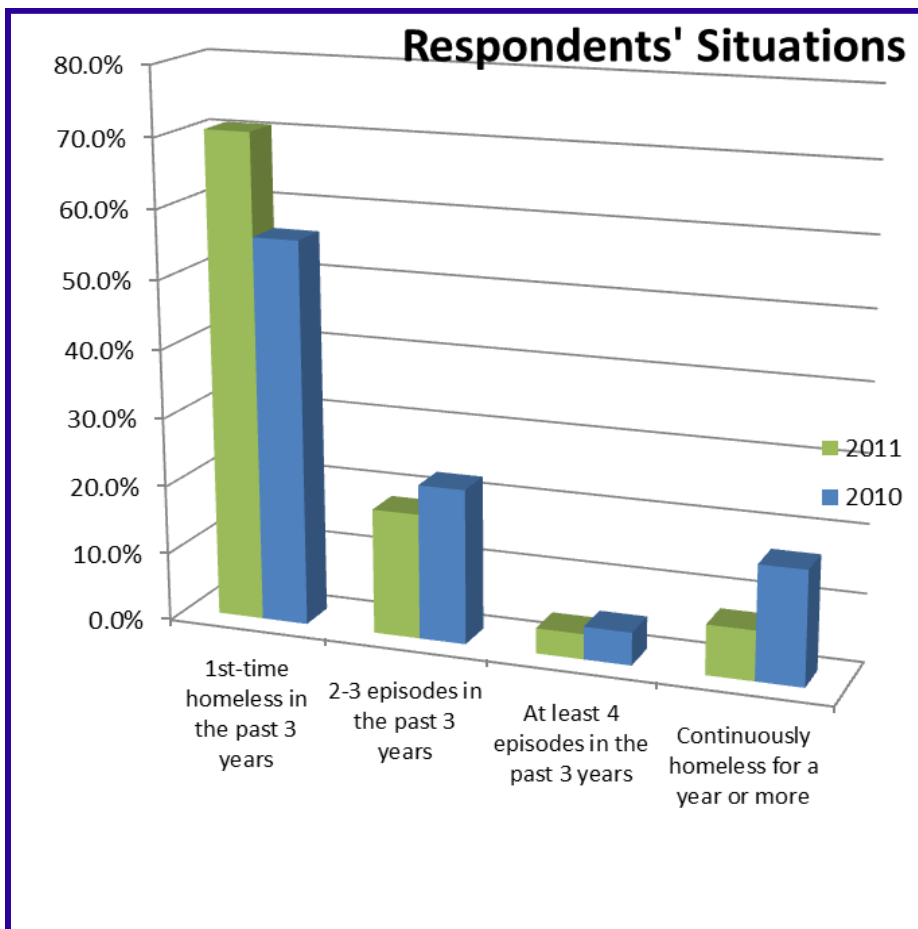
Veterans make up **15.7%** of respondent, with a median service length of **5** years.

**77.8%** of respondents fit HUD's definition of homeless.

## POPULATION ESTIMATES AND HISTORY



PIT homeless estimate for Smith County:	<u>435</u>
Annualized homeless population estimates for Smith County:	<u>682</u>

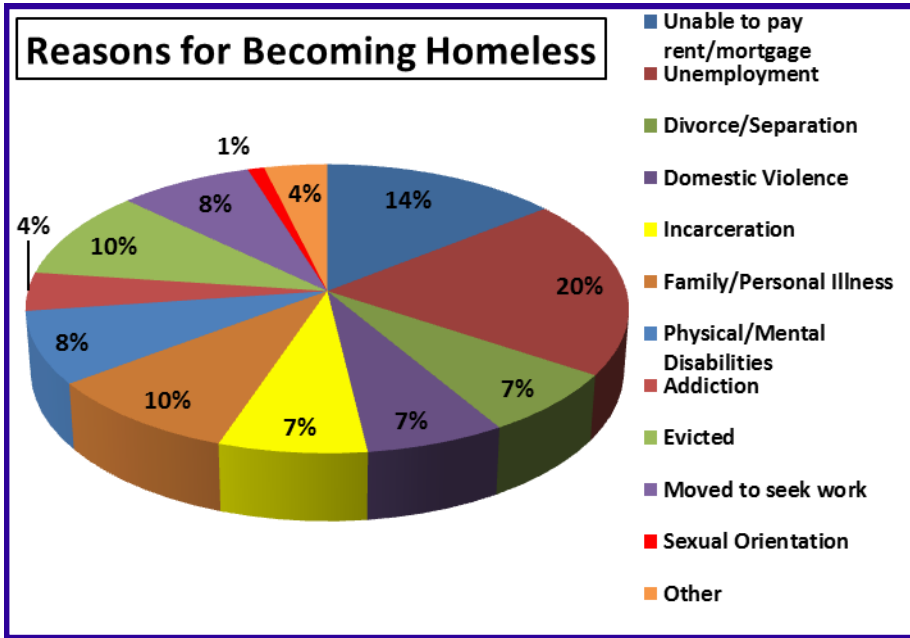


- Length of Stay**
- 71% described their situation as the first time homeless in three years.
  - 19.3% reported having a separate episode of homelessness in the last 12 months.
  - For those not born in Smith County, the average year they moved to Smith County was 2006.

The median age respondents became homeless for the first time is 45.

With the range of homelessness from one day to 30 years, the median length of homelessness was 120 days, which rose from last year's median of 90 days.

<sup>1</sup> §11302. General definition of homeless individual: (a) In general For purposes of this chapter, the term "homeless" or "homeless individual or homeless person" includes: 1. an individual who lacks a fixed, regular, and adequate nighttime residence; and 2. an individual who has a primary nighttime residence that is – A. a supervised publicly or privately operated shelter designed to provide temporary living accommodations (including welfare hotels, congregate shelters, and transitional housing for the mentally ill); B. an institution that provides a temporary residence for individuals intended to be institutionalized; or C. a public or private place not designed for, or ordinarily used as, a regular sleeping accommodation for human beings.

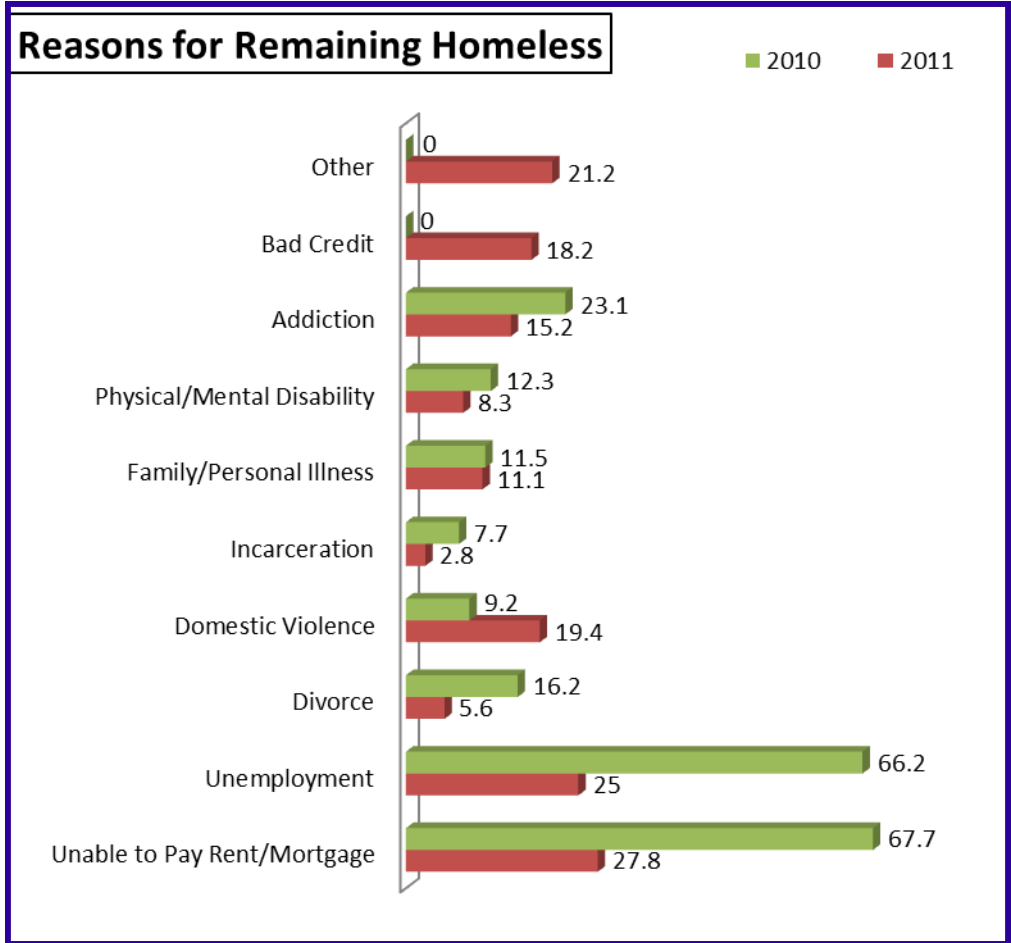


***\*\*The two most cited reasons for becoming and remaining homeless in Smith County were unemployment and the inability to pay rent/mortgage\*\****

*The unifying condition for virtually all of Texas' homeless population is extreme poverty.*

*Furthermore, many people who are homeless also experience some type of personal vulnerability that places them at risk, such as:*

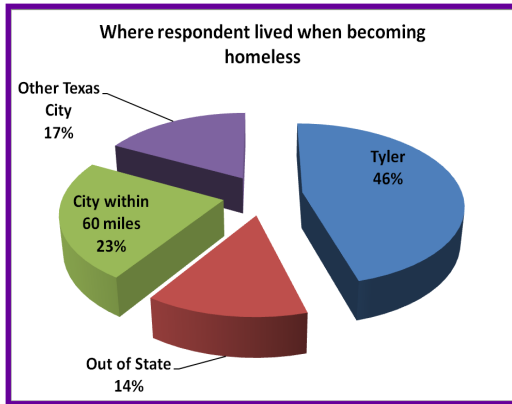
- *Family Violence*
- *Physical Disability or Chronic Medical Problems*
- *Mental Illness*
- *Substance Abuse*
- *Developmental Disability or Brain Injury*
- *Criminal Background*



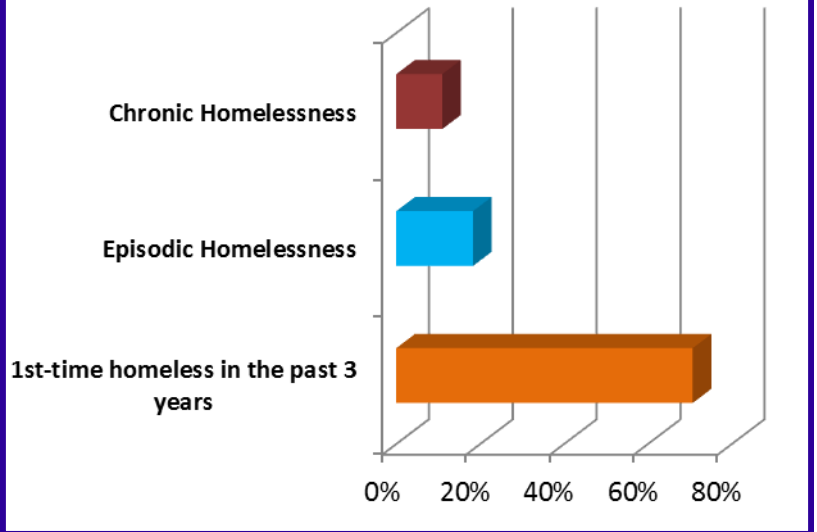
## CHRONIC VS. EPISODIC



**18.1%** of respondents were born in Smith County.

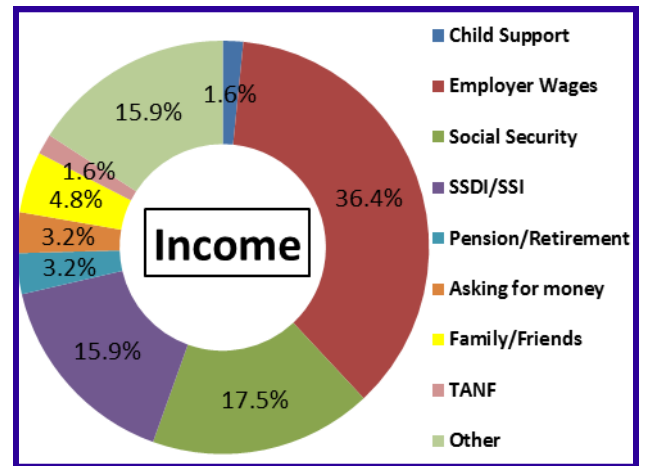
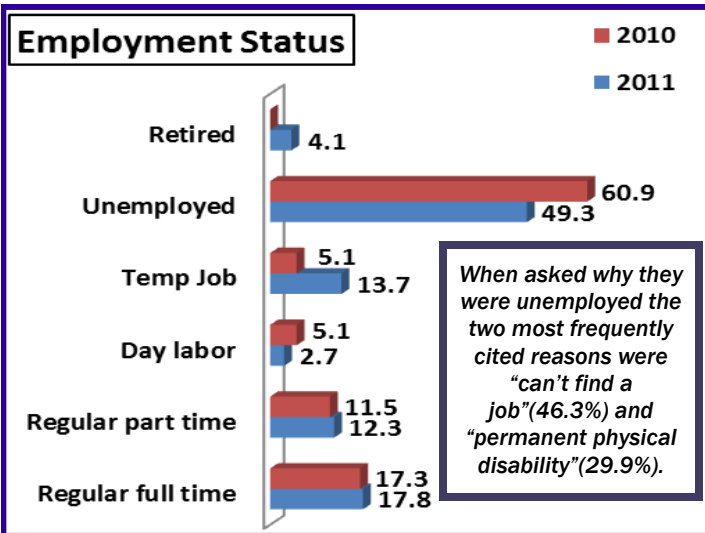


\*Episodically homeless is having 2-3 episodes of homelessness in the past 3 years.



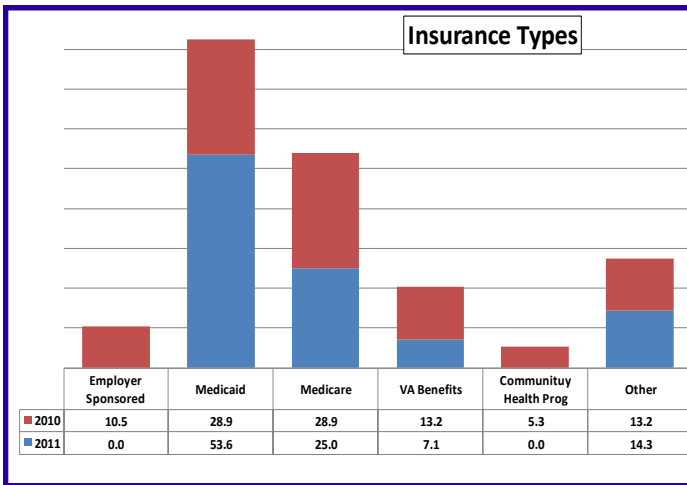
**Chronic homelessness** describes a person or a family with at least one adult member who has a disabling condition and has been homeless for a year or longer or has had at least four (4) episodes in the last three (3) years.

## EDUCATION & EMPLOYMENT



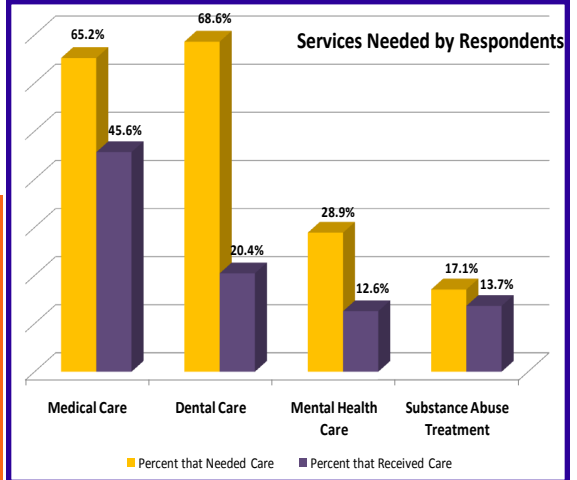
- **76.4%** of respondents report attaining a high school diploma or higher degree in this sample.
- **23.6%** did not graduate high school, and **6.7%** of those did not pass 8<sup>th</sup> grade.
- **77.5%** of respondents indicated that they were able to work, and **46.6%** are working (**17.8%** full time).
- Those that work averaged **30** hours per week, and their average monthly income was **\$784**.
- However, **49.3%** are unemployed and the median length of unemployment is **18 months**, twice the amount of last year.
- When asked where they get income, the top four responses in order were: **Employer Wages, Social Security, SSDI/SSI, and Other Sources**.

## TREATMENTS AND INSTITUTIONAL STAYS



Prior to entering institution, **39.7%** of respondents were homeless.

Following release only **63%** of those had some shelter to return to.



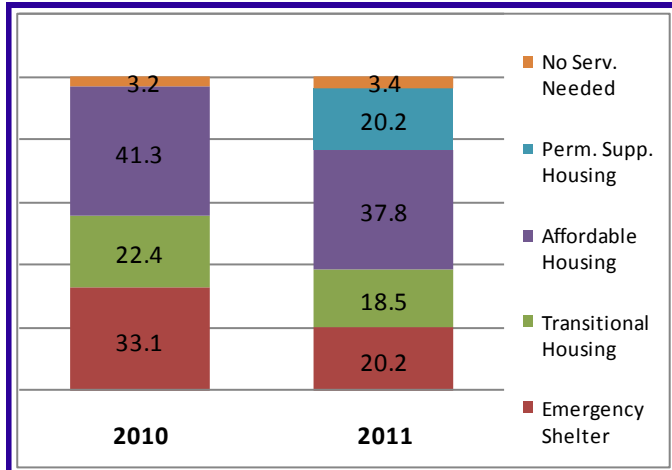
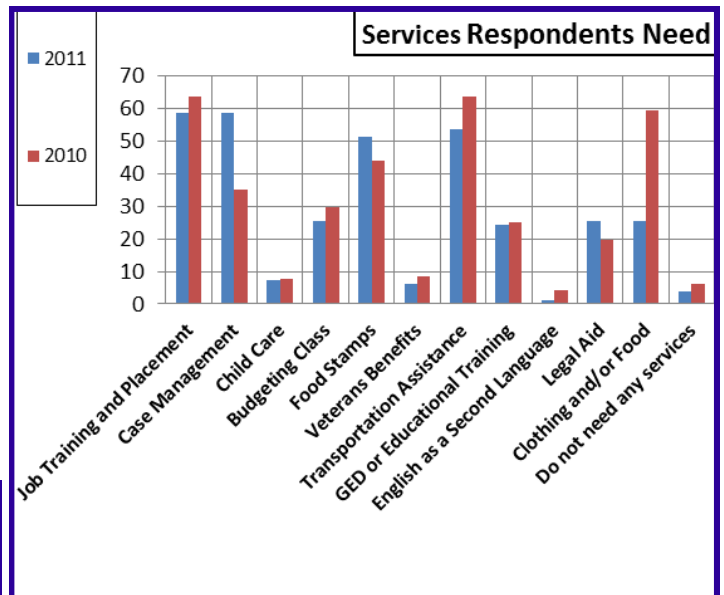
### Conditions Respondents Are Receiving Treatment for:

Mental Illness	30%
Drug Abuse	46.7%
Other Physical Condition	46.7%
Alcohol Abuse	43.3%
HIV/AIDS Related Illnesses	3.3%

### Institutions Respondents Have Been in:

Drug or Alcohol Abuse Treatment	30%
State Hospital/long-term care facility	12%
Jail/Prison	84%
Foster Care	6%
Other	2%

## COMMUNITY NEEDS



### For Questions Relating to Children's Needs Respondents Reported:

- **25%** require Children's Health Care
- **12.5%** need Child Support
- **25%** require TANF
- **12.5%** need WIC
- **25%** require Tutoring

---


## SPECIAL THANKS TO:

*We would like to thank everybody who was involved with this year's Point-in-Time event, from staff to volunteers; with your care and support, we are learning more about the issues faced by the homeless in our community. With your continued help, we can plan positive solutions to address and ultimately end homelessness in Smith County.*

---

## HOW YOU CAN HELP

**To donate your time or money to help the homeless or hungry in Smith County, contact any of the following:**



# Texas Homeless Network



1713 Fortview Road  
Austin, TX 78704  
Phone: 512-482-8270  
Fax: 512-478-9077

Find us on Facebook  
&  
Follow us on Twitter:  
@TXHomeNet

